

# BEEKSE BERGEN



## GROEP 3-4 SPOORZOEKERS

Leerlingenboekje



In deze lessen ga je als een spoorzoeker aan het werk. Ontdek welke acht dieren uit Beekse Bergen verstopt zitten. Zoek de juiste kaartjes bij het juiste dier. Als afsluiting doen we samen een spel om te testen wat je weet over deze acht dieren.

### 1. Maar eerst: Wie ben jij?

Naam: .....

### 2. Welk dier is je lievelingsdier?

Teken hieronder je lievelingsdier of zoek een plaatje van dit dier en plak het op.

### 3. Op welk dier lijkt jij het meeste in hoe je doet?

Ben je bij bijvoorbeeld net zo nieuwsgierig als een aapje of kan je soms brullen als een leeuw?

Teken hier het dier waarop jij het meeste lijkt of zoek een plaatje van dit dier en plak deze op.



## **Jaaaa! Ik weet het.**

Dier 1 = .....

Dit dier is een:  
Reptiel/Zoogdier/Amfibie/Vis/Insect/Vogel

Plak hieronder alle kaartjes die bij het dier horen:

1. Oog

A large, empty rectangular box with a thin brown border, intended for drawing the eye of the animal.

2. Vacht/Huid

A large, empty rectangular box with a thin brown border, intended for drawing the fur or skin of the animal.


3. Drol

A large, empty rectangular box with a thin brown border, intended for drawing droppings of the animal.


4. Tand(en)

A large, empty rectangular box with a thin brown border, intended for drawing the teeth of the animal.


5. Waar woont het dier?




6. Eten



7. Sporen



8. Bedreiging





## **Jaaaa! Ik weet het.**

Dier 2 = .....

Dit dier is een:  
Reptiel/Zoogdier/Amfibie/Vis/Insect/Vogel

Plak hieronder alle kaartjes die bij het dier horen:

1. Oog

A large, empty rectangular box with a thin brown border, intended for drawing the eye of the animal.

2. Vacht/Huid

A large, empty rectangular box with a thin brown border, intended for drawing the fur or skin of the animal.


3. Drol

A large, empty rectangular box with a thin brown border, intended for drawing droppings of the animal.

4. Tand(en)

A large, empty rectangular box with a thin brown border, intended for drawing the teeth of the animal.

5. Waar woont het dier?

A large, empty rectangular box with a thin brown border, intended for the student to write their answer to question 5.


6. Eten

A rectangular box with a thin brown border, intended for the student to write their answer to question 6.

7. Sporen

A rectangular box with a thin brown border, intended for the student to write their answer to question 7.

8. Bedreiging

A large, empty rectangular box with a thin brown border, intended for the student to write their answer to question 8.



## **Jaaaa! Ik weet het.**

Dier 3 = .....

Dit dier is een:

Reptiel/Zoogdier/Amfibie/Vis/Insect/Vogel

Plak hieronder alle kaartjes die bij het dier horen:

1. Oog

A large, empty rectangular box with a thin brown border, intended for drawing the eye of the animal.

2. Vacht/Huid

A large, empty rectangular box with a thin brown border, intended for drawing the fur or skin of the animal.


3. Drol

A large, empty rectangular box with a thin brown border, intended for drawing droppings of the animal.


4. Tand(en)

A large, empty rectangular box with a thin brown border, intended for drawing the teeth of the animal.


5. Waar woont het dier?

A large, empty rectangular box with a thin brown border, intended for the student to write their answer to question 5.


6. Eten

An empty rectangular box with a thin brown border, intended for the student to write their answer to question 6.

7. Sporen

An empty rectangular box with a thin brown border, intended for the student to write their answer to question 7.

8. Bedreiging

A large, empty rectangular box with a thin brown border, intended for the student to write their answer to question 8.





### **Jaaaa! Ik weet het.**

Dier 4 = .....

Dit dier is een:  
Reptiel/Zoogdier/Amfibie/Vis/Insect/Vogel

Plak hieronder alle kaartjes die bij het dier horen:

1. Oog

A large, empty rectangular box with a thin brown border, intended for drawing the eye of the animal.

2. Vacht/Huid

A large, empty rectangular box with a thin brown border, intended for drawing the fur or skin of the animal.


3. Drol

A large, empty rectangular box with a thin brown border, intended for drawing the droppings of the animal.

4. Tand(en)

A large, empty rectangular box with a thin brown border, intended for drawing the teeth of the animal.

5. Waar woont het dier?

A large, empty rectangular box with a thin brown border, intended for the student to write their answer to question 5.


6. Eten

An empty rectangular box with a thin brown border, intended for the student to write their answer to question 6.

7. Sporen

An empty rectangular box with a thin brown border, intended for the student to write their answer to question 7.

8. Bedreiging

A large, empty rectangular box with a thin brown border, intended for the student to write their answer to question 8.



## **Jaaaa! Ik weet het.**

Dier 5 = .....

Dit dier is een:  
Reptiel/Zoogdier/Amfibie/Vis/Insect/Vogel

Plak hieronder alle kaartjes die bij het dier horen:

1. Oog

A large, empty rectangular box with a thin brown border, intended for pasting an eye-related card.

2. Vacht/Huid

A large, empty rectangular box with a thin brown border, intended for pasting a fur or skin-related card.


3. Drol

A large, empty rectangular box with a thin brown border, intended for pasting a droppings-related card.


4. Tand(en)

A large, empty rectangular box with a thin brown border, intended for pasting a teeth-related card.


5. Waar woont het dier?

A large, empty rectangular box with a thin brown border, intended for the student to write their answer to question 5.


6. Eten

A rectangular box with a thin brown border, intended for the student to write their answer to question 6.

7. Sporen

A rectangular box with a thin brown border, intended for the student to write their answer to question 7.

8. Bedreiging

A large, empty rectangular box with a thin brown border, intended for the student to write their answer to question 8.



**Jaaaa! Ik weet het.**

Dier 6 = .....

Dit dier is een:  
Reptiel/Zoogdier/Amfibie/Vis/Insect/Vogel

Plak hieronder alle kaartjes die bij het dier horen:

1. Oog

A large, empty rectangular box with a thin brown border, intended for drawing the eye of the animal.

2. Vacht/Huid

A large, empty rectangular box with a thin brown border, intended for drawing the fur or skin of the animal.


3. Drol

A large, empty rectangular box with a thin brown border, intended for drawing droppings of the animal.

4. Tand(en)

A large, empty rectangular box with a thin brown border, intended for drawing the teeth of the animal.

5. Waar woont het dier?

A large, empty rectangular box with a thin brown border, intended for the student to write their answer to question 5.


6. Eten

A rectangular box with a thin brown border, intended for the student to write their answer to question 6.

7. Sporen

A rectangular box with a thin brown border, intended for the student to write their answer to question 7.

8. Bedreiging

A large, empty rectangular box with a thin brown border, intended for the student to write their answer to question 8.



## **Jaaaa! Ik weet het.**

Dier 7 = .....

Dit dier is een:  
Reptiel/Zoogdier/Amfibie/Vis/Insect/Vogel

Plak hieronder alle kaartjes die bij het dier horen:

1. Oog

A large, empty rectangular box with a thin brown border, intended for pasting an eye-related card.

2. Vacht/Huid

A large, empty rectangular box with a thin brown border, intended for pasting a fur or skin-related card.


3. Drol

A large, empty rectangular box with a thin brown border, intended for pasting a droppings-related card.


4. Tand(en)

A large, empty rectangular box with a thin brown border, intended for pasting a teeth-related card.


5. Waar woont het dier?




6. Eten



7. Sporen



8. Bedreiging







## **Jaaaa! Ik weet het.**

Dier 8 = .....

Dit dier is een:  
Reptiel/Zoogdier/Amfibie/Vis/Insect/Vogel

Plak hieronder alle kaartjes die bij het dier horen:

1. Oog

A large, empty rectangular box with a thin brown border, intended for pasting an eye-related card.

2. Vacht/Huid

A large, empty rectangular box with a thin brown border, intended for pasting a fur or skin-related card.


3. Drol

A large, empty rectangular box with a thin brown border, intended for pasting a droppings-related card.


4. Tand(en)

A large, empty rectangular box with a thin brown border, intended for pasting a teeth-related card.

5. Waar woont het dier?

A large, empty rectangular box with a thin brown border, intended for the student to write their answer to question 5.


6. Eten

A rectangular box with a thin brown border, intended for the student to write their answer to question 6.

7. Sporen

A rectangular box with a thin brown border, intended for the student to write their answer to question 7.

8. Bedreiging

A large, empty rectangular box with a thin brown border, intended for the student to write their answer to question 8.